

2025-2026
Traditional Calendar

July-25						
S	M	T	W	T	F	S
		1	2	3	4	5
6	7	8	9	10	11	12
13	14	15	16	17	18	19
20	21	22	23	24	25	26
27	28	29	30	31		

August-25						
S	M	T	W	T	F	S
					1	2
3	4	5	6R	7R	8R	9
10	11R	12P	13	14	15	16
17	18	19	20	21	22	23
24	25	26	27	28	29	30
31						

September-25						
S	M	T	W	T	F	S
	1	2	3	4	5	6
7	8	9	10	11	12	13
14	15	16	17	18	19	20
21	22	23	24	25	26	27
28	29	30				

October-25						
S	M	T	W	T	F	S
			1	2	3	4
5	6	7	8	9	10	11
12	13	14	15Q	16R	17	18
19	20	21	22	23	24	25
26	27	28	▲	30	31	






November-25						
S	M	T	W	T	F	S
						1
2	3	4	5	6	7	8
9	10	11	12	13	14	15
16	17	18	19	20	21	22
23	24	25	26	27	28	29
30						

December-25						
S	M	T	W	T	F	S
	1	2	3	4	5	6
7	8	9	10	11	12	13
14	15	16	17	18	19Q	20
21	22	23	24	25	26	27
28	29	30	31			

Important Dates	
August 13, 2025	First Day of School for Students
October 15, 2025	End of 1 st Quarter
October 29, 2025	Report Cards
December 19, 2025	Early Dismissal / End of 2 nd Quarter
January 14, 2026	Report Cards
March 6, 2026	End of 3 rd Quarter
March 18, 2026	Report Cards
May 22, 2026	Early Dismissal / Last Day for Students

Graduation Dates	
May 28, 2026	Southern Lee
May 29, 2026	Lee County

Holidays and No School Days	
September 1, 2025	Labor Day
October 16, 2025	Workday for Staff (Required)
October 17, 2025	Workday for Staff (Optional)
November 4, 2025	Workday for Staff (Optional)
November 11, 2025	Veterans Day
November 26-28, 2025	Thanksgiving Break
Dec. 22, 2025 - Jan. 2, 2026	Winter Break
January 5, 2026	Workday for Staff (Optional)
January 19, 2026	Martin Luther King, Jr. Day
February 16, 2026	Workday for Staff (Optional)
March 9, 2026	Workday for Staff (Required)
Mar. 30 - Apr. 3, 2026	Spring Break
April 6, 2026	Workday for Staff (Optional)
May 25, 2026	Memorial Day
May 26-27, 2026	Workdays for Staff (Optional)
May 28-29, 2026	Workdays for Staff (Required)

Key			
	First Day for Students	R	Required Workday*
	Last Day for Students	Q	End of Quarter
	Holiday*	▲	Report Cards
	Annual Leave*	P	Protected (Required for Staff)
	Workday for Staff (optional) *	▲	Early Dismissal
*	No School for Students		

Board Approved: 2/26/24

January-26						
S	M	T	W	T	F	S
				1	2	3
4	5	6	7	8	9	10
11	12	13	▲	15	16	17
18	19	20	21	22	23	24
25	26	27	28	29	30	31

February-26						
S	M	T	W	T	F	S
1	2	3	4	5	6	7
8	9	10	11	12	13	14
15	16	17	18	19	20	21
22	23	24	25	26	27	28

March-26						
S	M	T	W	T	F	S
1	2	3	4	5	6Q	7
8	9R	10	11	12	13	14
15	16	17	▲	19	20	21
22	23	24	25	26	27	28
29	30	31				

April-26						
S	M	T	W	T	F	S
			1	2	3	4
5	6	7	8	9	10	11
12	13	14	15	16	17	18
19	20	21	22	23	24	25
26	27	28	29	30		

May-26						
S	M	T	W	T	F	S
					1	2
3	4	5	6	7	8	9
10	11	12	13	14	15	16
17	18	19	20	21	22	23
24	25	26	27	28R	29R	30
31						

June-26						
S	M	T	W	T	F	S
	1	2	3	4	5	6
7	8	9	10	11	12	13
14	15	16	17	18	19	20
21	22	23	24	25	26	27
28	29	30				